


Accordion



First Steps repertoire

By Elizabeth Sidebotham

1+2+ Counting

E.Sidebotham

Accordion

C G C G F G C

9 F C F C G C

Hints & tips

- Count 1 + 2 + to each bar and don't stop at the bar lines.
- Maintain your RH position over CDEFG
- Play the LH staccato with a steady, even rhythm
- Feel the 4 bar phrases.

5s & 3s

E.Sidebotham

♩ = 120 C G C G

Accordion

9 C G C G C

Hints & Tips

Remember to keep the LH staccato
but play the tune smoothly with the RH
keep a steady 3 beats to a bar
and maintain your 5 finger position over CDEFG with the RH.

3 Little Chords, C F and G

E.Sidebotham

A

Accordion

Chords: C, F, G, F, G

5

Chords: C, F, G, C

B

9

Chords: C, G, C

13

Chords: G, C

C

17

Chords: C, G, C, G, C, G, C

23

Chords: F, C, G, C, G, C, G, C

Left and Right March

E.Sidebotham

Accordion

5 3 4 1 5 5 3

7 2 5 3 1 4 1 4

12 3 2 1 3 2 3 4 5 1

C G C F C

Hints & tips

- Count 1 2 3 4 to a bar
- Maintain a right hand position over CDEFG
- Play LH staccato with an even 4 beat rhythm
- Keep going through the bar lines

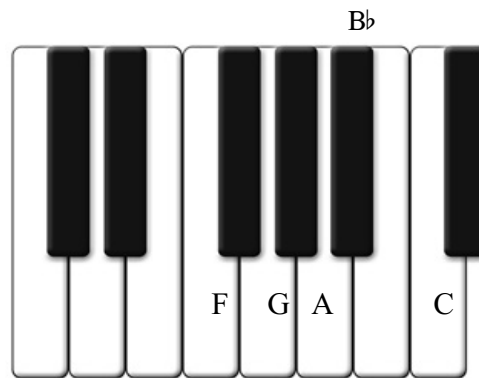
FOOT-TAPPER

E.Sidebotham

Andante Con moto

The first system of musical notation is in 2/4 time and begins with a mezzo-forte (*mf*) dynamic. The melody in the treble clef consists of eighth and quarter notes. The bass clef accompaniment features chords labeled F, FM, C, and CM. The sequence of chords is: F FM, F FM, C CM, F FM, F FM, F FM, C CM, F FM.

The second system of musical notation starts at measure 9 and ends with a double bar line. The melody continues with eighth and quarter notes. The bass clef accompaniment features chords labeled F, FM, C, and CM. The sequence of chords is: F FM, F FM, C CM, F FM, C CM, F FM, C CM, F FM.

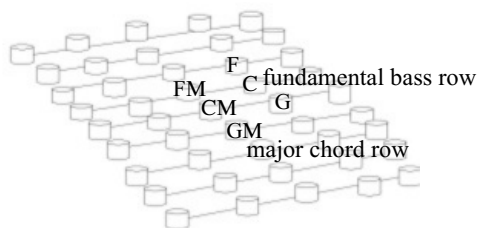
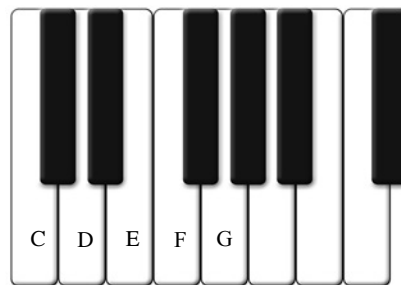


Beans and Black Coffee

E.Sidebotham

Allegretto

Musical score for 'Beans and Black Coffee' in 6/8 time, marked *Allegretto*. The score consists of three systems of two staves each (treble and bass clef). The first system (measures 1-5) has chords C, G, and C. The second system (measures 6-11) has chords F, G, C, F, C, and G. The third system (measures 12-16) has chords C, F, C, G, and C. The piece ends with a double bar line.



THE LEFT HAND BUTTONS

Toss the Pancake

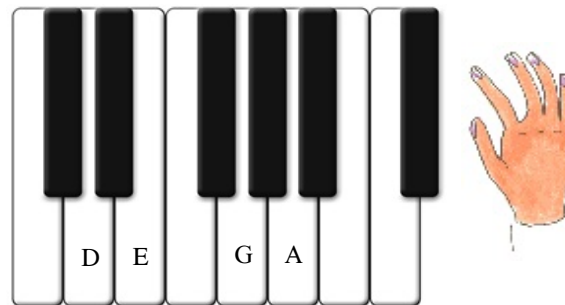
E.Sidebotham

Musical notation for measures 1-5. The key signature is one sharp (F#) and the time signature is 2/4. The right hand plays a melody, and the left hand plays chords. Chord labels are: D, A, D, A, B, C#.

Musical notation for measures 6-10. Chord labels are: A, D, A, D.

Musical notation for measures 11-15. Chord labels are: A, B, C#, A, D, A, D.

Musical notation for measures 16-20. Chord labels are: A, D, A, D, F#, A, B, C#.



Left hand uses
D D M A A M
A B C#



Pinky's First Performance

E.Sidebotham

1 *mf*
G D G

5 *mp*
Em Am D G

9 *f*
C G D G
move little finger up to E

13 *f*
C G D D
move little finger up to E

Jumping Beans

E.Sidebotham

vivace

f D DM G GM D DM G GM D G GM D DM G GM

9

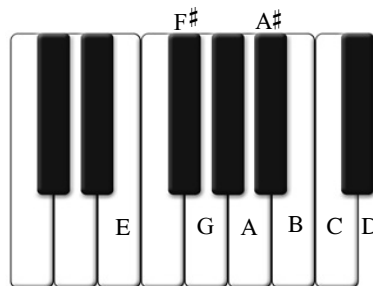
D DM G GM D DM G GM D DM G GM D DM G GM

Fine

17

p E Em B BM B BM E Em E Em B BM F# F#M B BM

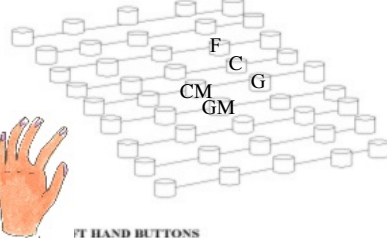
D.C. al Fine



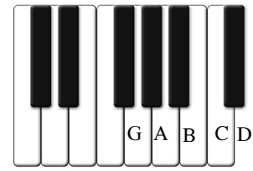
Left Hand

M = major chord
m = minor chord

G GM D DM E Em B BM G GM



Clap Happy



FT HAND BUTTONS
Allegretto

E.Sidebotham

Musical notation for measures 1-4. The piece is in 4/4 time. The right hand plays a melody of eighth notes. The left hand plays a bass line with chords. Chord labels are: C CM (measures 1-2), G GM (measures 3-4), C CM (measures 5-6).

Musical notation for measures 5-8. The right hand continues the melody. Chord labels are: G GM (measures 5-6), C CM (measures 7-8).

Musical notation for measures 9-12. The right hand has a more active melody with sixteenth notes. Chord labels are: F C F C (measures 9-10), C CM (measures 11-12), G GM (measures 13-14), C CM (measures 15-16).

Musical notation for measures 13-16. The right hand continues the active melody. Chord labels are: F C F C (measures 13-14), C CM (measures 15-16), G GM (measures 17-18), C CM (measures 19-20).

March on G

introducing broken chords for the Right Hand

E.Sidebotham

Musical notation for measures 1-4. The piece is in G major (one sharp) and 4/4 time. The right hand plays a melody of quarter notes: G4, A4, B4, G4, A4, B4, G4, A4, B4, G4, A4, B4, G4. The left hand plays a bass line of quarter notes: G3, B2, D3, E3, G3, B2, D3, E3, G3, B2, D3, E3, G3. A chord symbol 'G' is placed above the first measure.

Musical notation for measures 5-8. The right hand melody continues: G4, A4, B4, G4, A4, B4, G4, A4, B4, G4, A4, B4, G4. The left hand bass line continues: G3, B2, D3, E3, G3, B2, D3, E3, G3, B2, D3, E3, G3. Chord symbols 'Am' (above measure 5), 'A7' (above measure 6), and 'G' (above measure 8) are present.

Musical notation for measures 9-13. The right hand melody continues: G4, A4, B4, G4, A4, B4, G4, A4, B4, G4, A4, B4, G4. The left hand bass line continues: G3, B2, D3, E3, G3, B2, D3, E3, G3, B2, D3, E3, G3. Chord symbols 'C' (above measure 9), 'A7' (above measure 10), and 'G' (above measure 13) are present.

Musical notation for measures 14-16. The right hand melody continues: G4, A4, B4, G4, A4, B4, G4, A4, B4, G4, A4, B4, G4. The left hand bass line continues: G3, B2, D3, E3, G3, B2, D3, E3, G3, B2, D3, E3, G3. Chord symbols 'C' (above measure 14), 'G' (above measure 15), 'D7' (above measure 15), and 'G' (above measure 16) are present. The piece ends with a double bar line.

Turkey Tandoori

E.Sidebotham

PRACTISE SLOWLY AT FIRST

The first system of musical notation is in 2/4 time. The treble clef staff contains a melody of eighth and quarter notes. The bass clef staff contains a bass line with chords. The first four measures have a Dm chord, and the last four measures have an A chord.

The second system of musical notation continues the piece. It starts with a Dm chord, followed by an A chord in the fifth measure, and ends with a Dm chord in the eighth measure.

A diagram of the right hand keyboard layout. The keys are labeled D, E, F, G, A. A bracket is drawn under the D, E, F, and G keys. The text "RIGHT HAND" is written in a box above the diagram.



A diagram of the left hand buttons, which are small cylindrical pieces arranged in a grid. The buttons are labeled with chord names: A, AM, Dm, D, and C.

THE LEFT HAND BUTTONS

Feeling Sad

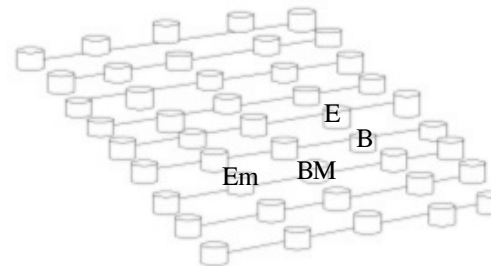
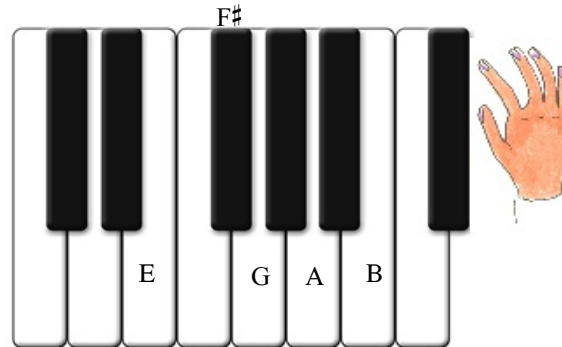
E.Sidebotham

Adagio

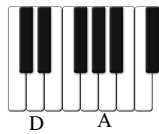
introducing the minor chord

The first system of musical notation is in 3/4 time with a key signature of one sharp (F#). The treble clef part begins with a *legato* marking and a slur over the first four notes. The bass clef part features chords: Em for the first two measures, *f* (forte) for the third measure, B for the fourth measure, and *p* (piano) Em for the fifth measure.

The second system of musical notation starts with a measure number '5'. The treble clef part has a *mf* (mezzo-forte) marking. The bass clef part features chords: B for the first measure, Em for the second measure, B for the third measure, and Em for the fourth measure.



THE LEFT HAND BUTTONS



Feeling Hungary!

E.Sidebotham

5/4

p Dm

Dm A

use alternating bass

Musical notation for measures 1-4. The piece is in 5/4 time and B-flat major. The right hand plays a melody of eighth notes. The left hand plays chords in a bass line. Chords are Dm and A.

5

mf A

Dm A

1.

Musical notation for measures 5-7. The right hand continues the melody. The left hand plays chords A, Dm, and A. A first ending bracket covers measures 6-7.

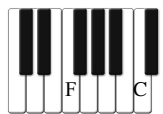
8

2.

A

Dm

fine

Musical notation for measures 8-10. The right hand continues the melody. The left hand plays chords A and Dm. A second ending bracket covers measures 9-10, ending with a double bar line and the word 'fine'.

change Right hand position

11

f C

F C F

Musical notation for measures 11-14. The right hand changes position and plays a melody. The left hand plays chords C, F, C, and F.

15

pp A

Dm

ff Gm

D.C. al fine

Musical notation for measures 15-18. The right hand plays a melody. The left hand plays chords A, Dm, and Gm. The piece ends with a double bar line and the instruction 'D.C. al fine'.

Nuts in April in C

E.Sidebotham

♩ = 120

Musical notation for measures 1-4. The piece is in 4/4 time. The right hand features a melody of eighth notes with grace notes. The left hand provides a bass line with chords. Chords are labeled C, G, C, and G.

Musical notation for measures 5-8. Measure 5 starts with a C chord. Measure 6 has a G chord. Measures 7 and 8 are a first ending (1.) with a repeat sign, followed by a second ending (2.) with a repeat sign. Chords are labeled C, G, C, and C7.

Musical notation for measures 9-13. Measure 9 has an F chord. Measure 10 has C and A7 chords. Measure 11 has D and D7 chords. Measure 12 has a G chord. Measure 13 has a whole note G chord.

Musical notation for measures 14-17. Measure 14 has C and C7 chords. Measure 15 has F and C chords. Measure 16 has a G7 chord. Measure 17 has a whole note C chord.

Nuts in April

E.Sidebotham

♩ = 120

Musical notation for measures 1-4. The piece is in 4/4 time with a key signature of one flat (Bb). The tempo is marked as quarter note = 120. The notation consists of a treble clef staff with a melody and a bass clef staff with chords. Chords are labeled F, C, F, and C.

Musical notation for measures 5-8. Measure 5 is marked with a '5'. The notation includes a first ending (1.) and a second ending (2.). Chords are labeled F, C, C7, F, and F7b.

Musical notation for measures 9-13. Measure 9 is marked with a '10'. Chords are labeled Bb, F, D7#, G, and C.

Musical notation for measures 14-17. Measure 14 is marked with a '14'. Chords are labeled F, Eb, E7, Bb, F, and C7.

Hornpipe

E.Sidebotham

Musical notation for measures 1-4. Treble clef, 4/4 time. Chords: C, F G, C F, D G.


Musical notation for measures 5-8. Treble clef, 4/4 time. Chords: C, F G, F C, G C. Ends with a double bar line and repeat dots. **Fine**

Musical notation for measures 9-12. Treble clef, 4/4 time. Chords: Am, E, Am, E.

Musical notation for measures 13-14. Treble clef, 4/4 time. Chords: Am, E, Dm, E.

Musical notation for measures 15-16. Treble clef, 4/4 time. Chords: A, E, A, D, E, Am, G, C. First ending (1.) and second ending (2.) are indicated. Ends with a double bar line and repeat dots.

D.C. al Fine



Mad Waltz

using the RH position D to A

E.Sidebotham

Moderato

1-5

6-11

12-16

17-20

21-24

French Onions

E.Sidebotham

♩ = 164

Accordion

mp
Cm Fm G7

Cm Fm

Fm G7 Cm

mf
Bb7 Fm

Gdim G7 Cm

